




PNE 800 AUXILIARY BACKUP (L.E.D) FOR MOST TYPES OF FLUORESCENT LUMINAIRES



Dimension : 242L x 29W x 25H

SPECIFICATION

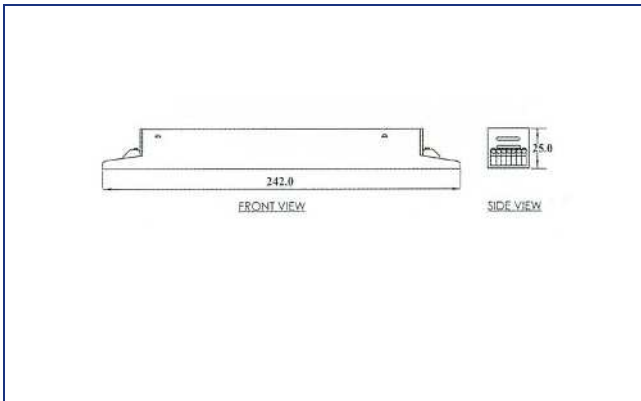
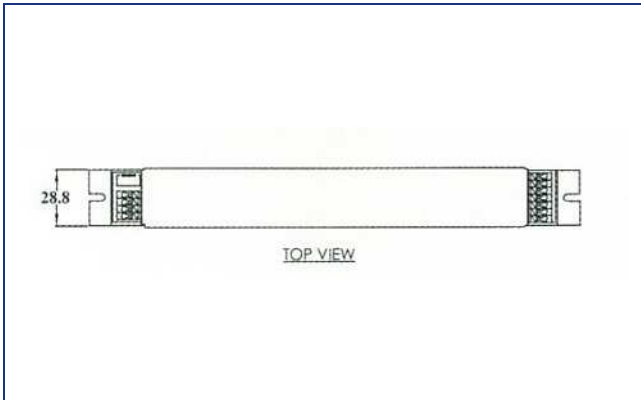
Model	: PNE 800
System Mode	: Non-maintained (Maintained mode optional)
Emergency Duration	: 2 hours +/- 10%
Light Source	: 1 x 1W High Output LED (Higher wattage available)
Battery	: 2.4V 1.25AH NiMH battery
Recharge Period	: 16 - 24 hours
Battery Protection Monitoring	: Low voltage cut off to prevent from over discharging Equipped with push test switch to simulate power failure
Input Voltage	: 240V 50Hz
Charger	: Constant current, Dual-rate
Housing	: ABS fire retardent housing
Dimension	: 242L x 29W x 25H
Weight	: 0,3Kg (Include battery)
Warranty	: 1 Year
Compliance	: SS263 PART 2 : 1998 SS563 : 2010

Note : Due to continuous development and improvement, our company reserves the right to change specifications without notice.

CUT-SHEET	QTY	LEGEND

Emergency power pack : PNE800 Non-maintained c/w 1W High output LED & Nimh battery.

IMAGES/DIMENSIONS



242LX29WX25H

TECHNICAL SPECIFICATION

Brand / Model : PNE800
 Lamp Source : 1W High Output LED
 Lamp Output : 180 LUMENS PER LAMP
 Avg Lamp Life : 25,000 BURNING HOURS
 Control Gear : PNE800
 Material : INJECTION MOULDED FIRE RETARDANT ABS
 IP Rating : IP30

PNE TRANSLITE PTE LTD