




Member of PNE Group

PNE 300



Model & Dimension :



PNE 300
185L x 30W x 25H



49AA160P
50L x 30W x 15H

SPECIFICATION


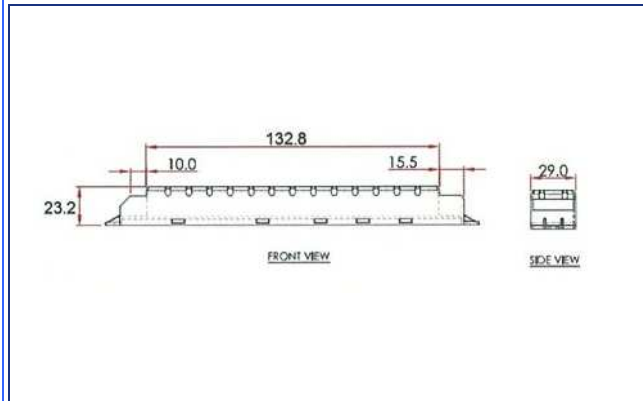
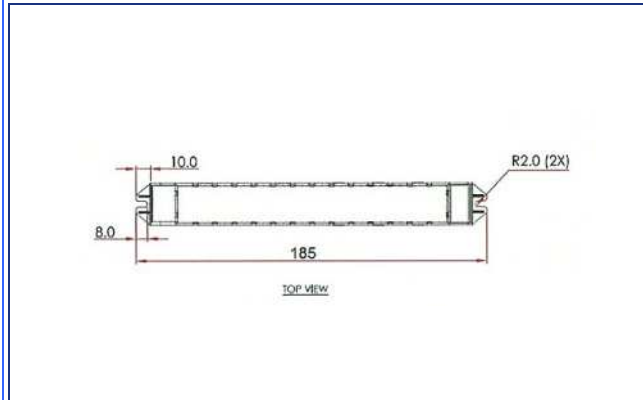
Model	: PNE 300
System Mode	: Maintained / Non Maintained
Emergency Duration	: 2 hours (3 hours available)
Lamp	: 18pcs SMD LED Strip
Battery	: 2.4V 1.6AH High temperature nickel cadmium battery
Recharge period	: 16 fi 24 hours
Battery Protection	: Low Voltage cut off to prevent from over charging
Monitoring	: Green L.E.D. \cdot ON \cdot indicates charging Equipped with push test switch to simulate power failure
Input Voltage	: 240V 50Hz
Charger	: Constant current
Housing	: Injection molding fire retardant ABS housing
Dimension	: 185L x 30W x 25H
Weight	: 0.5kg
Mounting	: Fitting Mounted
Warranty	: 1 Year

Note : Due to continuous development and improvement, our company reserves the right to change specifications without notice.

CUT-SHEET	QTY	LEGEND

Emergency power pack : PNE300 Maintained / Non-maintained c/w LED & Ni-Cad battery.

IMAGES/DIMENSIONS



TECHNICAL SPECIFICATION

- Brand / Model : PNE300
- Lamp Source : 18PCS SMD LED Strip
- Lamp Output : 180 LUMENS PER LAMP
- Avg Lamp Life : 25,000 BURNING HOURS
- Control Gear : PNE300
- Material : INJECTION MOULDED FIRE RETARDANT ABS
- IP Rating : IP30

PNE TRANSLITE PTE LTD